

2nd EDITION

INCREDIBLE ENGLISH

Weekend Homework Pack

Dear Parents,

Your child is learning English at school with *Incredible English*. They learn English through stories, songs, games and puzzles. These activities put vocabulary and grammar into meaningful contexts and make the learning experience fun and memorable.

Learning a language takes time and patience. Revision and reinforcement are key in learning a language effectively. The Weekend Homework Pack provides your child with lots of opportunities to review and consolidate what he or she has been learning in class. There are two worksheets which focus on the vocabulary and grammar, one which develops the children's cognitive skills through English and one which practises the kind of activity they will meet in internationally recognised exams.

Your role in your children's learning is very important. Your support and interest shows that learning English is a priority for you, and so it becomes important to your child as well. You can help your child in the following ways:

- Provide a time and physical space where they can sit down and concentrate on their work. Be on hand if you can.
- Encourage and praise your child's work, and always focus on the positive.
- Support your child if necessary, give them clues, or point out where they are going wrong. But don't give them the answer as true learning requires the child to do the work for themselves.
- See mistakes as a step on the way to learning. A mistake just means that the child needs a little more practice before getting it right.
- Make English a part of your everyday lives. See if your child can remember the new words and phrases when you are at home or out together. Have fun with English!

As the authors of *Incredible English*, we hope learning English will be a happy experience for both you and your child.

Incredible English Authors

Sarah Phillips

Kirstie Grainger

2nd EDITION

INCREDIBLE ENGLISH

★ Weekend Homework Pack ★



Sarah Phillips


OXFORD

1 Vocabulary


Name: _____

1 Look at the picture. Say the names.

2 Colour. Look at the numbers and colour the picture. Say.



3 Say Hello or Goodbye.



1 Grammar

Name: _____

1 Write and say.

Hello! What's your name?

Flo Poppy Fred Bing Titch

Hello! I'm
P_____.



Hello! I'm
F_____.



Hello! I'm
T_____.



Hello! I'm
F_____.



Hello! I'm
B_____.



2 Follow and colour.

1 My favourite colour's pink.


2 My favourite colour's blue.

3 My favourite colour's purple.

4 My favourite colour's black.

5 My favourite colour's yellow.

6 My favourite colour's green.



3 Colour with your favourite colour. Write for you.
















1

Think and do

Name: _____

1 Colour. Look at the numbers and colour the picture. Say.

- | | | | | | | | | | | | |
|---|---|---|---|---|---|----|--|----|---|----|---|
| 1 |  | 2 |  | 3 |  | 4 |  | 5 |  | 6 |  |
| | grey | | blue | | yellow | | green | | pink | | orange |
| 7 |  | 8 |  | 9 |  | 10 |  | 11 |  | 12 |  |
| | brown | | purple | | grey | | white | | black | | red |

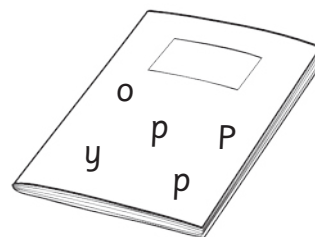


Look at the pictures. Look at the letters. Write the words.
There is one example.

Example



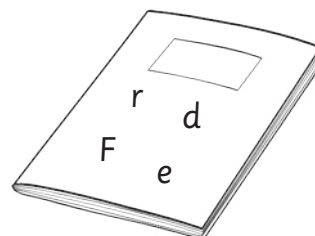
P o p p y



Questions

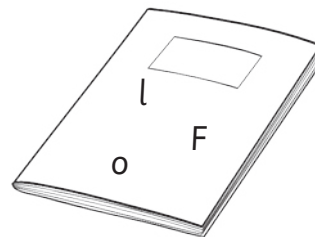
1





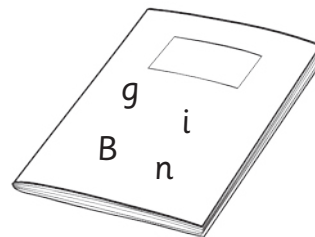
2





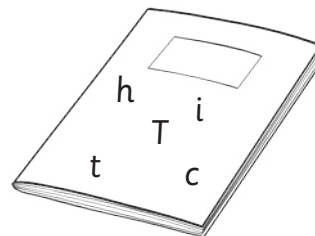
3






4





5





2

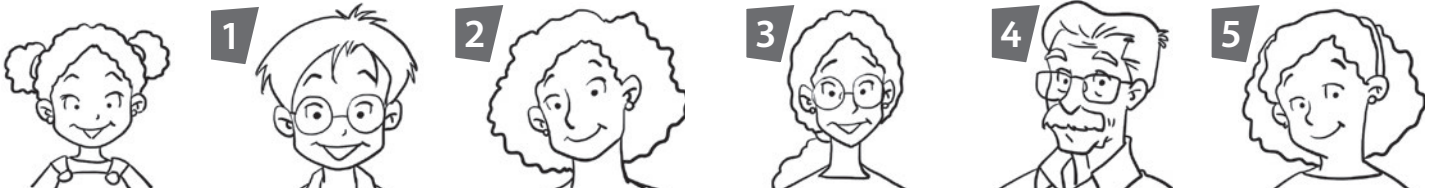
Vocabulary

Name: _____

1 Circle the correct word. Say.



2 Match and say.



This is my ...

aunt

grandpa

brother

cousin


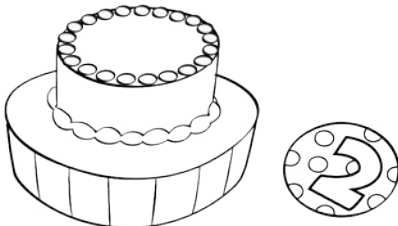
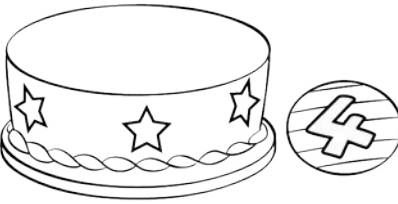

mum

3 Draw someone in your family. Write.







This is my _____

1 Draw the candles on the cakes. Colour.

<p>1</p>  <p>I'm 6.</p>	<p>2</p>  <p>I'm 2.</p>
<p>3</p>  <p>I'm 4.</p>	<p>4</p>  <p>I'm 9.</p>


2 Count and write.

<p>1</p>  <p>I'm 6.</p>	<p>2</p>  <p>_____</p>	<p>3</p>  <p>_____</p>
<p>4</p>  <p>_____</p>	<p>5</p>  <p>_____</p>	<p>6</p>  <p>_____</p>

3 Draw yourself. Answer the questions.

What's your name?

How old are you?



2

Think and do

Name: _____

1 Cut out and stick. Write.

cousin
cousin

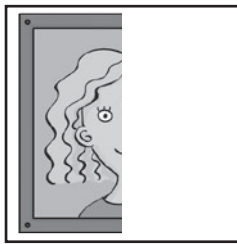
grandpa
brother

sister
grandma



dad
aunt

uncle
mum




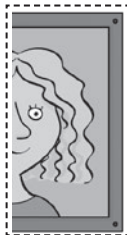




_____ *My dad* _____



This is me! This is my family.



Look and read. Put a tick (✓) or a cross (X) in the box.
There is one example.

Example



This is my sister.

Questions

1



This is my uncle.

2



This is my grandpa.

3



This is my grandma.

4



This is my aunt.

5



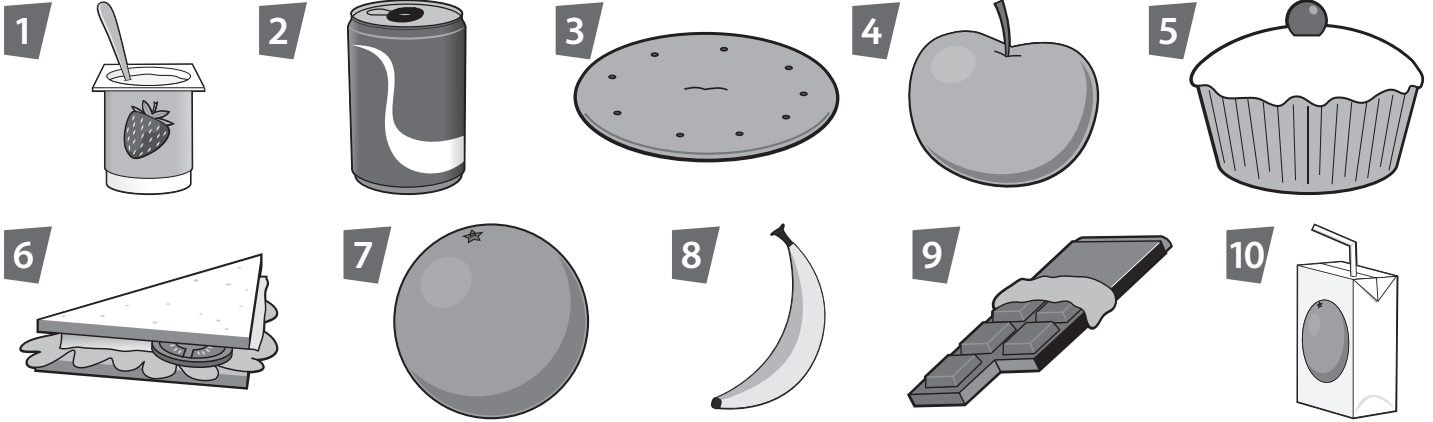
This is my mum.

3

Vocabulary

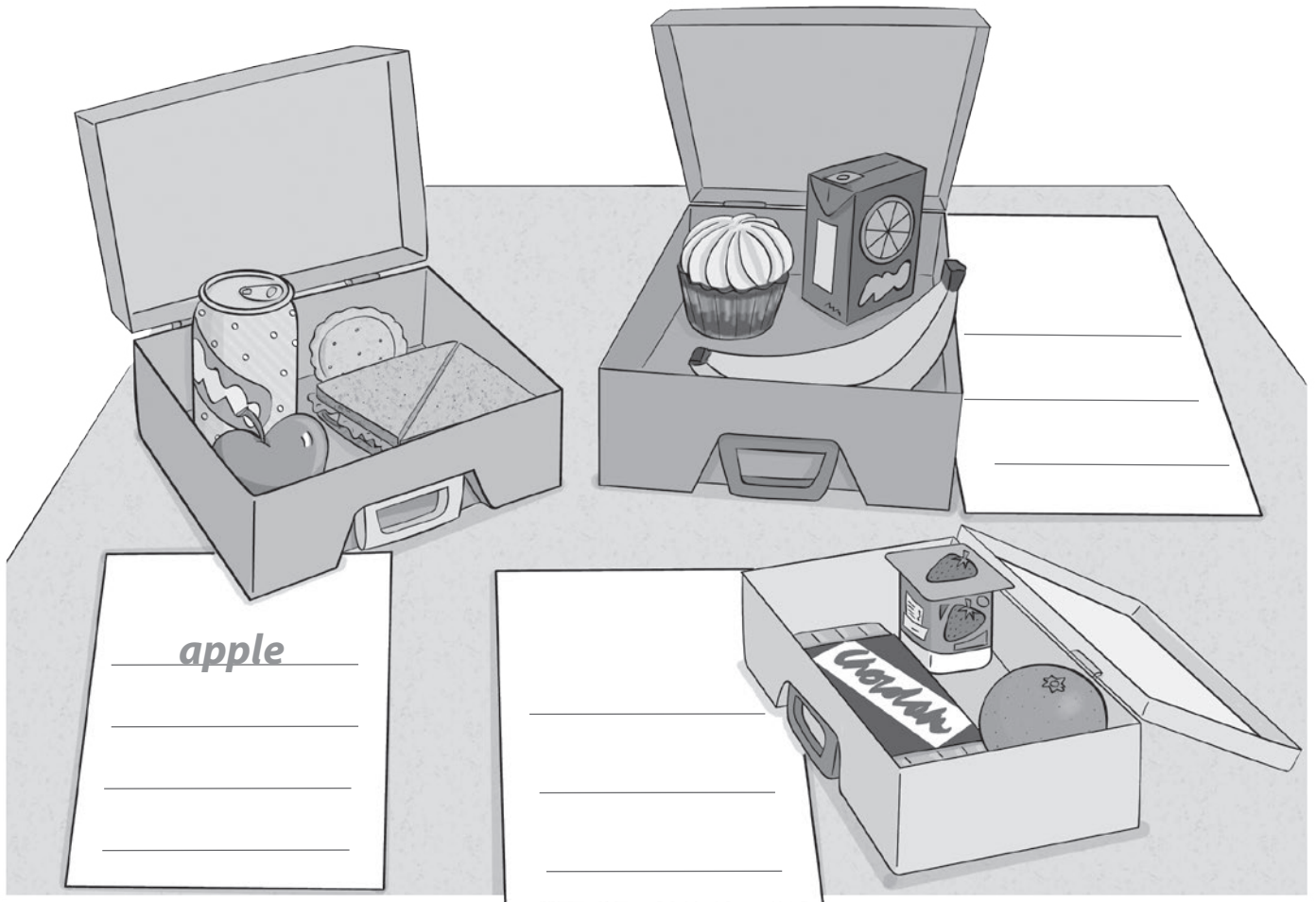
Name: _____

1 Number the words. Say.



sandwich 6 orange fizzy drink banana juice
biscuit apple cake yoghurt chocolate

2 Look and write.




apple


1 Match and say.



a I've got a juice and a biscuit.



b I've got a yoghurt and a cake.



c I've got a sandwich and an orange.



d I've got a yoghurt and a fizzy drink.

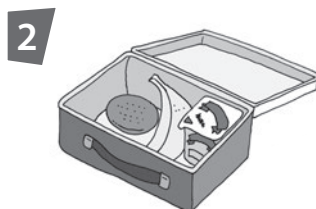


e I've got an apple and a banana.

2 Write. Say.



I've got a s_____,
a f____ d____
and a c_____.

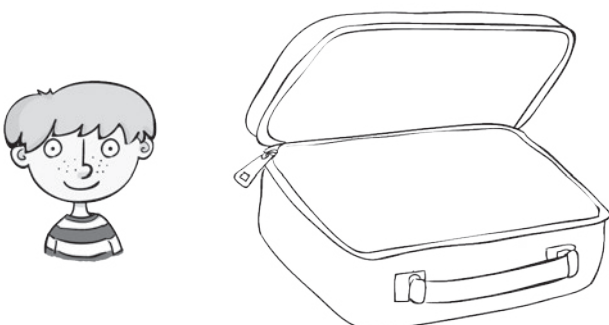


I've got a b_____,
a b_____ and a
y_____.



I've got an a_____,
a b_____ and a
j_____.

3 Draw and write.




3

Think and do

Name: _____


1 Write. Say.

1



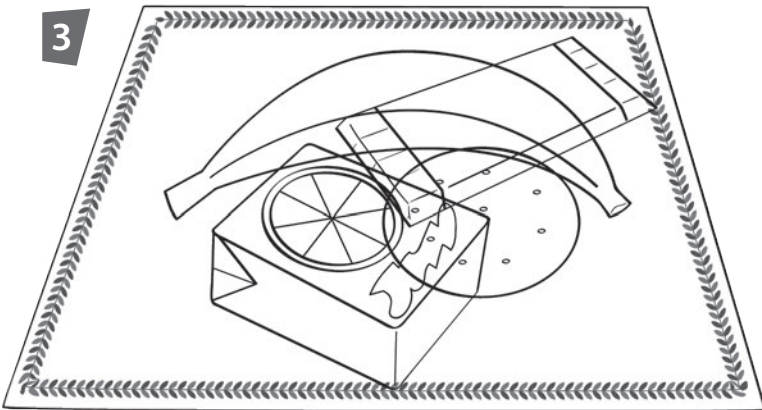
I've got a _____

2




I've got a _____

3



4



Look and read. Write **yes** or **no**.



Examples

I've got a sandwich. yes

I've got an orange. no

Questions

1 I've got a chocolate bar. _____

2 I've got a yoghurt. _____

3 I've got a fizzy drink. _____

4 I've got a biscuit. _____

5 I've got an apple. _____

1 Find and tick (✓). Point and say.




mum dad brother sister cousin

grandpa aunt uncle cousin grandma

yoghurt fizzy drink biscuit apple cake

sandwich banana chocolate bar juice

1 Count and complete. Colour.




How old are you?

I'm _____

What's your favourite colour?

Purple.



How old are you?

I'm _____

What's your favourite colour?

Yellow.

2 Read and number.



a I've got a Grandma and a Grandpa.

b I've got a Mum and a Dad. I've got a sister and a brother.

c I've got an aunt and an uncle. I've got two cousins.

3 Write the next number. Say.

1 3 5 4 3 5 _____

3 1 8 1 8 1 _____

2 6 9 6 9 6 _____

4 2 2 7 2 2 _____

4

Vocabulary

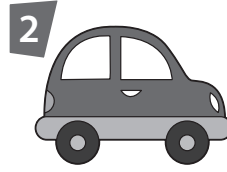
Name: _____

1 Circle the word.



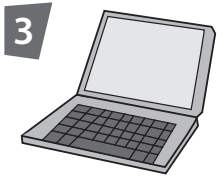
doll

train




robot

car




plane

computer




train

ball



bike

robot




bike

doll



plane


teddy



computer

puppet

2 Complete the pictures. Write.



3 Read and colour.

1 The train is orange and brown.

2 The plane is black and white.

3 The puppet is yellow and purple.

4 The computer is blue and grey.

5 The ball is red and green.

6 The teddy is brown and yellow.

7 The bike is pink and grey.


8 The robot is purple.

4 Grammar

Name: _____

1 Look and write.


It's here. It isn't here.



- 1 Where's my robot? ***It's here.*** _____
- 2 Where's my doll? _____
- 3 Where's my teddy? _____
- 4 Where's my train? _____
- 5 Where's my car? _____


2 Write the questions.

1





Where's my computer?

2




3















4



5



3 Write.

1		 <p><i>Where's my robot?</i></p>	<p><i>It's here.</i></p>	
2		 <p>_____</p>	<p>_____</p>	
3		 <p>_____</p>	<p>_____</p>	


4









Think and do

Name: _____

1 Count, colour and write the numbers. Write.

computer cars ~~dolls~~ balls planes robots teddy puppets



<input type="checkbox"/> 4		_____ <i>dolls</i> _____	<input type="checkbox"/>		_____
<input type="checkbox"/>		_____	<input type="checkbox"/>		_____
<input type="checkbox"/>		_____	<input type="checkbox"/>		_____
<input type="checkbox"/>		_____	<input type="checkbox"/>		_____

Look and read. Write **yes** or **no**.



Examples

The car is here. yes

The plane is here. no

Questions

1 The doll is here. _____

2 The puppet is here. _____

3 The ball is here. _____

4 The train is here. _____

5 The robot is here. _____

5

Vocabulary

Name: _____


1 Match.

head

arms

toes

feet






hands

fingers





body

legs

2 What's missing? Write.



head



3 Draw a puppet. Complete.

I've got _____

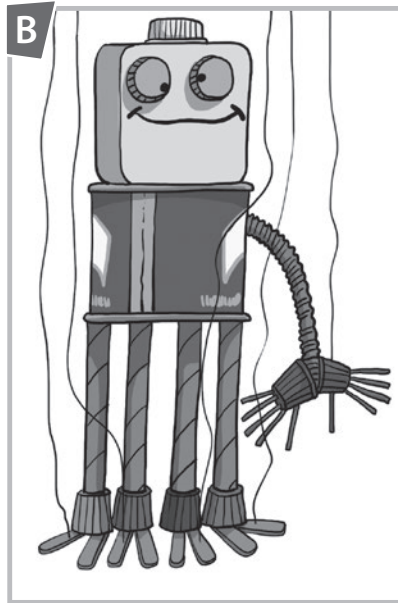
I've got _____



I've got _____

I've got _____


1 Write A or B.





- 1 It's got a small head. A
- 2 It's got eight toes. _____
- 3 It's got two hands. _____
- 4 It's got big feet. _____
- 5 It's got a big head. _____
- 6 It's got twelve fingers. _____
- 7 It's got three arms. _____
- 8 It's got a big body. _____

2 Read, look and write.

- 1 It's got a big _____
- 2 It's got four _____
- 3 It's got twelve _____
- 4 It's got a small _____
- 5 It's got eight _____
- 6 It's got two _____



3 Circle 5 differences. Write about puppet B.



- 1 _____
- 2 _____
- 3 _____
- 4 _____
- 5 _____

5

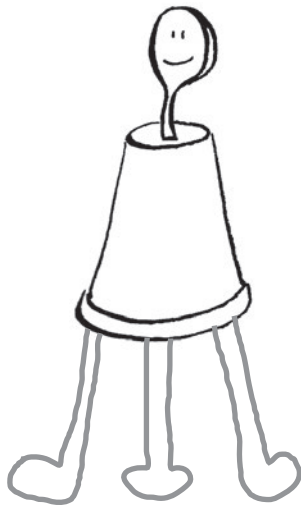
Think and do

Name: _____

1 Choose and draw. Write the numbers and say.


one two three four five six seven eight nine ten

A



three legs
_____ feet
_____ arms
_____ hands

B



_____ legs
_____ feet
_____ toes
_____ arms
_____ hands

Look and read. Put a tick (✓) or a cross (X) in the box.

Example



This is an arm.



Questions

1



This is a body.




2



These are toes.



3



This is a hand.



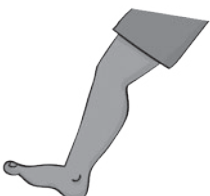
4



These are fingers.



5



This is a leg.




6

Vocabulary

Name: _____


1 Write and say.



gdo




tgao




kudc




nhe



peseh




owc




tac



tbabir




erosh





kdeyon


2 Look and complete.




1  I've got a _____



2  I've got a _____

3  I've got a _____

4  I've got a _____

5  I've got a _____

3 Draw for you. Write.



1 Number the pictures. Draw the mouth.

1 I don't like goats.

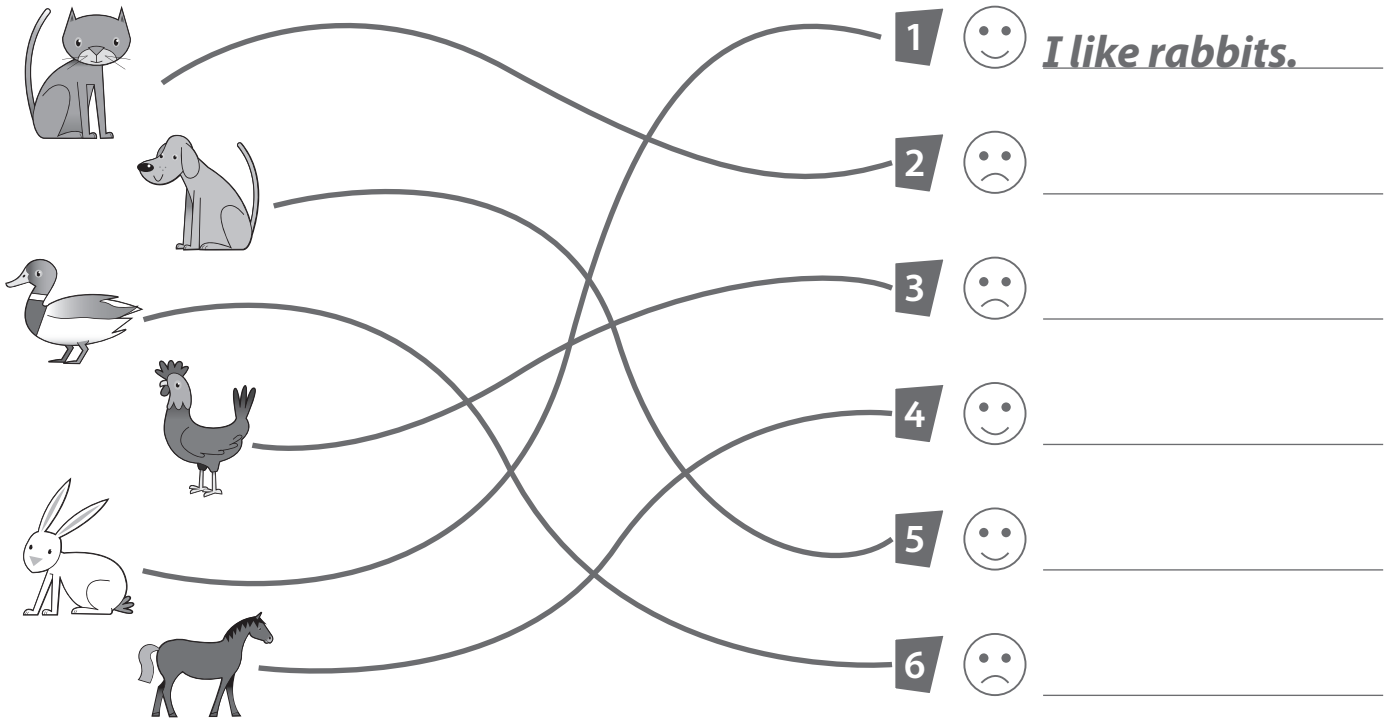
2 I like donkeys.

3 I like cows.

4 I don't like sheep.



2 Follow and write.



1 😊 *I like rabbits.* _____

2 ☹️ _____

3 ☹️ _____

4 😊 _____

5 😊 _____

6 ☹️ _____

3 Write T (true) or F (false) for you.

1 I like dogs. _____

2 I like computers. _____

3 I like apples. _____

4 I don't like bananas. _____

5 I don't like cats. _____


6 I don't like scooters. _____

6

Think and do

Name: _____


1 Draw, follow and write.




cow



horse



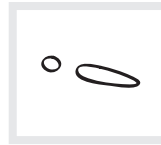
donkey



hen



duck



rabbit



goat




sheep

A large tracing activity consisting of eight numbered paths (1-8) that start from a central point and branch out to the right. Each path is filled with a repeating pattern of a specific animal's head. The paths are numbered 1 through 8, corresponding to the animal icons above. To the left of each path is a large empty rectangular box for drawing. To the right of each path is a horizontal line for writing the animal's name.

- Path 1: Repeating horse heads. Box: _____
- Path 2: Repeating cow heads. Box: _____
- Path 3: Repeating rabbit heads. Box: _____
- Path 4: Repeating sheep heads. Box: _____
- Path 5: Repeating donkey heads. Box: _____
- Path 6: Repeating hen heads. Box: _____
- Path 7: Repeating duck heads. Box: _____
- Path 8: Repeating goat heads. Box: _____

Look at the pictures and read the questions. Write one-word answers. There are two examples.



Examples

How many sheep can you see? five

What colour are the cows? white

Questions

1 How many donkeys can you see? _____


2 How many black sheep can you see? _____

3 How many white sheep can you see? _____

4 What colour is the horse? _____

5 What colour are the donkeys? _____

1 Find, colour and number. Write.



Toys

- 1 b _____
- 2 ca _____
- 3 bi _____
- 4 r _____
- 5 co _____


Parts of the Body

- 6 he _____
- 7 a _____
- 8 f _____
- 9 b _____
- 10 l _____

Animals

- 11 du _____
- 12 g _____
- 13 ho _____
- 14 co _____
- 15 s _____


1 Write the questions and answers.







- 1  **Where's the horse?** _____?
It's here. _____
- 2  _____?
It isn't here. _____
- 3  _____?

- 4  _____?


2 Count and write.



- 1 
- 2 
- 3 
- 4 

It's got three legs. _____

3 Look and write.



- 1 **I like bikes.** _____
- 2 _____
- 3 **I don't like** _____
- 4 _____

- 5 _____
- 6 _____
- 7 _____
- 8 _____

7

Vocabulary

Name: _____

1 Number the words. Say.

1



2



3



4




5



6



7



8



9



10



ride a bike

kick a ball

throw a frisbee

walk

hop

juggle


fly

jump

climb a tree

run

2 Follow and write.



1

throw a frisbee

2

3

4

5

6

7

8

3 Tick (✓) the sentences that are correct for you.

1 I can jump.

4 I can throw a frisbee.

2 I can fly.

5 I can kick a ball.

3 I can juggle.

6 I can ride a bike.

1 Match and say.



a I can't juggle.


c I can't ride a bike.

b I can climb a tree.

d I can throw a frisbee.

2 Write. Use *I can* or *I can't*.

jump fly run



3 Write the questions. Then answer Yes or No for you.



Can you throw a frisbee? _____













1 Look and read. Answer the questions.



1 I can't throw a frisbee. I can run.
Who am I? **Amy** _____

2 I can ride a bike. I can't climb a tree.
Who am I? _____

3 I can't juggle. I can throw a frisbee.
Who am I? _____

4 I can climb a tree. I can kick a football.
Who am I? _____

5 I can run. I can't ride a bike.
Who am I? _____

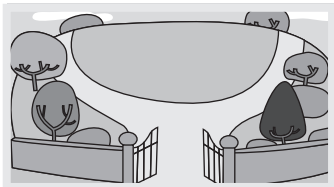
6 I can't kick a football. I can hop.
Who am I? _____

Read this. Choose a word from the box. Write the correct word next to numbers 1-5. There is one example.



Hello! I'm Polly. I'm in the _____ park _____. I'm (1) _____ years old. I can (2) _____. I've got a (3) _____ bike. I've got a white (4) _____ too. I can't (5) _____. It's difficult!

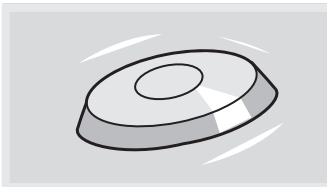
Example



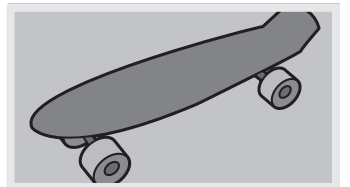
park



ride a bike




frisbee



skateboard




climb a tree



black



seven



throw a frisbee

8

Vocabulary

Name: _____

1 Circle the correct word.

1



hat

shoes

2



skirt

dress

3



dress

socks

4



jacket

hat

5



trousers

T-shirt

6



socks

trousers

7



jumper

shorts

8



shorts

T-shirt

9



jacket

skirt

10



jumper

shoes

2 Look and write.



1 hat _____ 6 _____

2 _____ 7 _____

3 _____ 8 _____

4 _____ 9 _____

5 _____ 10 _____

3 Colour and write.



I've got _____
s _____ and a

h _____.



I've got _____
s _____ and a

d _____.

1 Look. Write *T* (true) or *F* (false).


- 1 I'm wearing a jacket. _____
- 2 I'm wearing a hat. _____
- 3 I'm wearing shorts. _____
- 4 I'm wearing shoes. _____
- 5 I'm wearing trousers. _____



- 6 I'm wearing a dress. _____
- 7 I'm wearing a skirt. _____
- 8 I'm wearing socks. _____
- 9 I'm wearing a jacket. _____
- 10 I'm wearing shorts. _____

2 Read and colour.

I'm wearing a purple skirt and a black jacket. I'm wearing green shoes and a pink hat.




I'm wearing blue trousers and a red T-shirt. I'm wearing brown shoes and a green hat.

3 Colour and write.



- 1 _____ a _____ d _____
- 2 _____ a _____ h _____
- 3 _____ s _____
- 4 _____ sh _____

1 Number in order. Write.



I'm wearing
trousers.

1



I'm wearing
trousers, a
T_____ and
s_____.



I'm wearing
trousers, a
T_____,
s_____.
sh_____ and
a j_____.



I'm wearing
trousers and a
T_____.



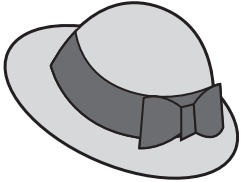
I'm wearing
trousers, a
T_____,
s_____. and
sh_____.



I'm wearing
trousers, a
T_____,
s_____,
sh_____, a
j_____ and a
h_____.

Look and read. Put a tick (✓) or a cross (X) in the box.
There is one example.

Example



This is a hat.



Questions

1



This is a skirt.




2



This a jacket.



3



This is a T-shirt.



4



These are shorts.




5



These are trousers.



1 Look and number.



garage

bedroom

garden

living room

hall


bathroom

kitchen

2 Write.



bedroom



3 Look at the house. Write *T* (true) or *F* (false).

- | | |
|--|--|
| 1 The cat is in the bedroom. _____ | 5 The jacket is in the hall. _____ |
| 2 The duck is in the garden. _____ | 6 The cake is in the kitchen. _____ |
| 3 The teddy is in the living room. _____ | 7 The football is in the garden. _____ |
| 4 The T-shirt is in the bathroom. _____ | 8 The car is in the garage. _____ |

1 Look and number.




Where's Mum? She's in the kitchen.

Where's Dad? He's in the bathroom.

Where's Dad? He's in the living room.

Where's Mum? She's in the hall.

2 Write the answers. Use *He's...* or *She's...*



1 Where's Flo?
She's in the bathroom.

2 Where's Titch?

3 Where's Mum?

4 Where's Dad?

5 Where's Fred?

3 Look at activity 2. Write.

jacket ~~T-shirt~~ book car
computer bag

1  The T-shirt is in the bedroom.

3  _____

5  _____

2  _____

4  _____

6  _____

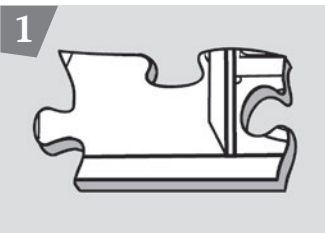

9

Think and do

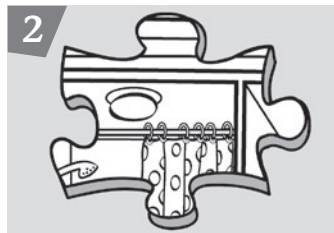
Name: _____

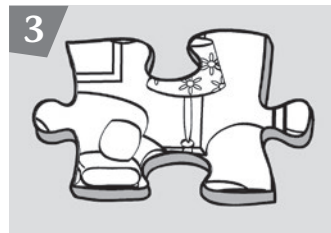
1 Find and write.

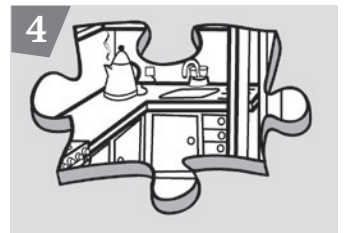
bedroom bathroom garden living room hall kitchen garage

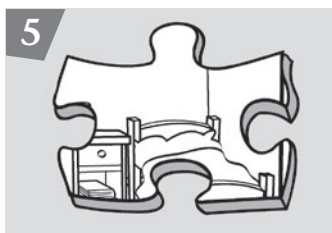


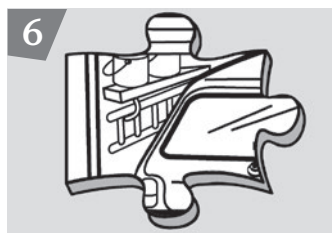
hall














Look and read. Write yes or no. There are two examples.



Examples

The dog is in the garden. yes

The girl is in the living room. no

Questions

1 The bike is in the garage. _____

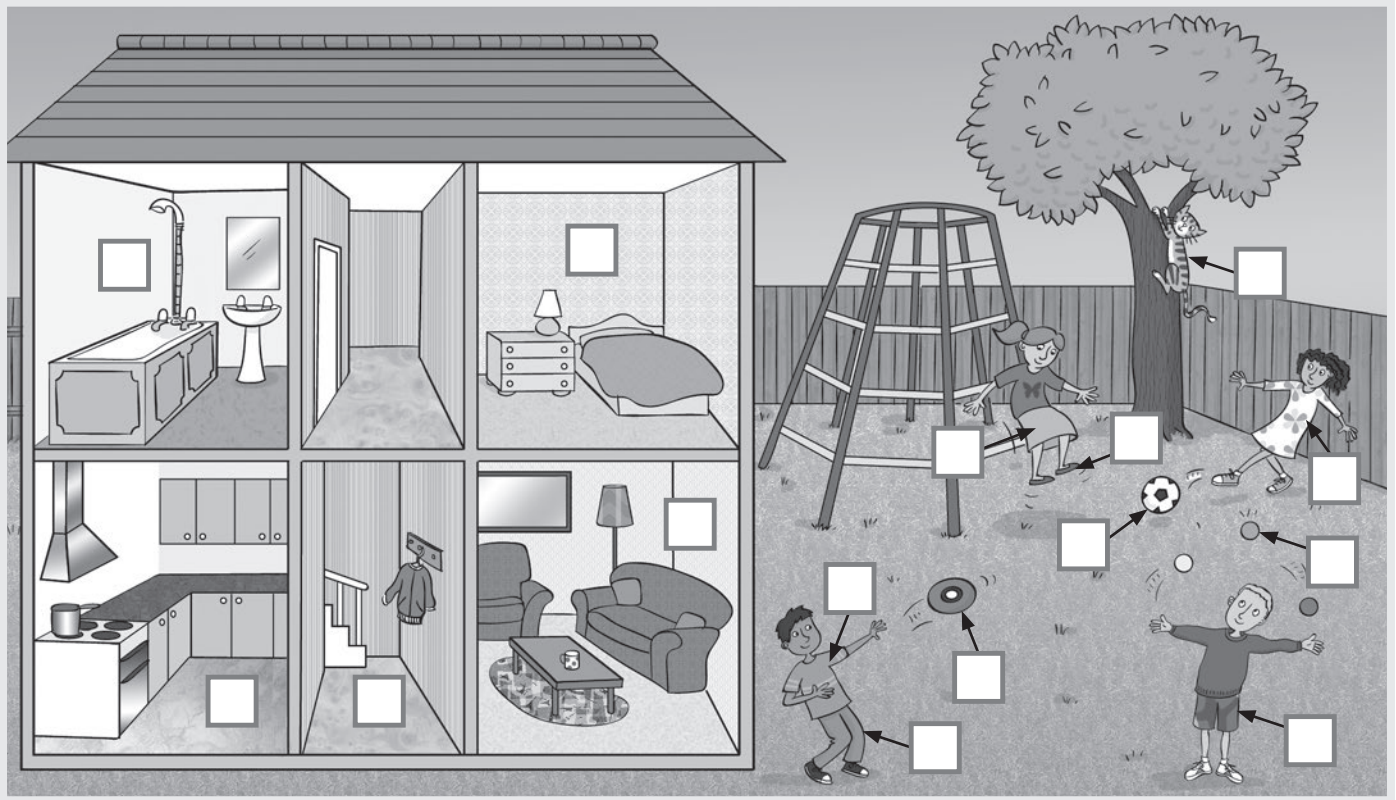
2 The cat is in the bedroom. _____

3 The bag is in the hall. _____

4 The boy is in the bathroom. _____

5 The duck is in the kitchen. _____

1 Find and number. Write.



Actions

1 ckci a llba

2 jpmu

3 rowth a befrise

4 gujleg

5 bcmil a etre

Clothes

6 sThrit-

7 rrsoture

8 tksir

9 sders

10 thosrs

House and Home

11 dberomo


12 tbaromho

13 vlingi moro

14 lhal


15 nchikte

1 Write. Use *I can* or *I can't*.



I can _____
run. _____

2 Write. Use *I'm wearing*.



1 _____
 2 _____
 3 _____
 4 _____
 5 _____
 6 _____
 7 _____
 8 _____

3 Write. Use *He's* or *She's*.



Where's he?

Where's she?



1 _____
 2 _____
 3 _____
 4 _____

Great Clarendon Street, Oxford, ox2 6DP, United Kingdom

Oxford University Press is a department of the University of Oxford.
It furthers the University's objective of excellence in research, scholarship,
and education by publishing worldwide. Oxford is a registered trade
mark of Oxford University Press in the UK and in certain other countries

© Oxford University Press 2014

The moral rights of the author have been asserted

First published in 2014

All rights reserved. No part of this publication may be reproduced, stored
in a retrieval system, or transmitted, in any form or by any means, without
the prior permission in writing of Oxford University Press, or as expressly
permitted by law, by licence or under terms agreed with the appropriate
reprographics rights organization. Enquiries concerning reproduction outside
the scope of the above should be sent to the ELT Rights Department, Oxford
University Press, at the address above

You must not circulate this work in any other form and you must impose
this same condition on any acquirer

Links to third party websites are provided by Oxford in good faith and for
information only. Oxford disclaims any responsibility for the materials
contained in any third party website referenced in this work

Photocopying

The Publisher grants permission for the photocopying of these pages
according to the following conditions. Individuals may make copies for their
own use or for use by classes that they teach. Schools may make copies for
use by staff and students, but this permission does not extend to additional
schools or branches.

ISBN: 978 0 19 444438 5 Level 1

ACKNOWLEDGEMENTS

Illustrations by: Unit 1 Beccy Blake p 3; Judy Brown p 4 (exercise books); Gustavo Mazali pp 1, 2, 4 (heads); Unit 2 Judy Brown pp 2, 3, 4; Gustavo Mazali p 1; Unit 3 Judy Brown pp1 (bottom), 2, 3, 4; Mark Ruffle p1 (top); Revision 1 Judy Brown, p2; Gustavo Mazali p1; Unit 4 Judy Brown pp2, 4; John Haslam p1; Gustavo Mazali p2 (centre); Alan Rowe p3; Unit 5 Judy Brown p 4; John Haslam p1; Gustavo Mazali p2; Unit 6 Judy Brown pp1, 2 (top), 4; Alan Rowe p1 (top); Mark Ruffle pp2, 3; Revision 2 Judy Brown pp1, 2; John Haslam p2; Unit 7 Beccy Blake p2; Judy Brown p3; John Haslam p4; Gustavo Mazali p2 (top); Mark Ruffle p1; Unit 8 John Haslam pp1 (centre), 2, 3, 4; Gustavo Mazali pp1 (bottom), 2 (top); Dusan Pavlic/Beehive Illustration p 1 (top); Unit 9 Beccy Blake pp1, 2 (top); Judy Brown p4; John Haslam p2 (bottom); Gustavo Mazali p2 (centre); Revision 3 Judy brown pp1, 2; John Haslam p2 (centre)